















46" Series	32" Series	23" Series
 <p><b>Artulating Wall Mount</b> <b>SB-WM46</b> Dual-Arm artulating wall mount for 46" LCD TV. Extends to 21", customized to fit SunBriteTV 46" series. Includes stainless steel hardware. Wt: 42 lbs., 44 lbs. shipping</p>	 <p><b>Artulating Wall Mount</b> <b>SB-WM32</b> Single-arm artulating wall mount for 32" LCD TV. Extends to 11-7/8". Meets VESA standards. Includes Stainless steel hardware. Wt: 7 lbs., 8 lbs. shipping</p>	 <p><b>Artulating Wall Mount</b> <b>SB-WM23</b> Single-arm artulating wall mount for 23" LCD TV. Extends to 9". Meets VESA standards. Includes stainless steel hardware. Wt: 3 lbs., 4 lbs. shipping</p>
 <p><b>Non-Artulating Wall Mount</b> <b>SB-WM46NA</b> Wall mount with tilt. Non-artulating. Customized to fit SunBriteTV. Includes stainless steel hardware. Wt: 13 lbs., 15 lbs. shipping</p>	 <p><b>Non-Artulating Wall Mount</b> <b>SB-WM32NA</b> Wall mount with tilt. Non-artulating. Meets VESA standards. Includes stainless steel hardware. Wt: 5 lbs., 6 lbs. shipping</p>	<p><b>Non-Artulating Wall Mount</b> N/A</p>
 <p><b>Ceiling Mount</b> <b>SB-CM46A12</b> Ceiling mount with tilt and swivel. Includes adjustable extension column providing up to 6" above unit to ceiling in 1" increments without disassembly and 8" x 8" ceiling plate. Customized to fit. Includes stainless steel hardware. Wt: 17 lbs., 20 lbs. shipping</p>	 <p><b>Ceiling Mount</b> <b>SB-CM32A12</b> Ceiling Mount with tilt and swivel. Includes adjustable extension column providing 3-9" above unit to ceiling in 1" increments without disassembly and a 4' x 4' designer ceiling plate. Meets VESA standard. Includes stainless steel hardware. Wt: 8 lbs., 10 lbs. shipping</p>	 <p><b>Ceiling Mount</b> <b>SB-CM20</b> Ceiling mount with tilt and swivel. Includes adjustable extension column providing 5-11" above unit to ceiling and a 4" x 4" designer ceiling plate. Meets VESA standards. Includes stainless steel hardware. Wt: 7 lbs., 9 lbs. shipping</p>

46" Series	32" Series	23" Series
 <p><b>Deck/Planter Pole</b> SB-DP46XA</p> <p>This zinc-plated steel Deck/Planter Pole accommodates SunBriteTV's Articulating Wall Mount SB-WM46 and Non Articulating Wall Mount SB-WM46NA. ( Requires purchase of Wall Mount SB-WM46 or SB-WM46NA). Dimensions are 3"W x 3"D x 62"H, welded mounting flange is 12"W x 12"D. Includes stainless steel hardware. Wt: 41 lbs., 43 lbs. shipping</p>	 <p><b>Deck/Planter Pole</b> SB-DP32X</p> <p>This powder-coated aluminum Deck/Planter Pole accommodates SunBriteTV's Articulating Wall Mount SB-WM32. (Requires purchase of Articulating Wall Mount SB-WM32). Dimensions are 3"W x 3"D x 62"H, welded mounting flange is 8"W x 8"D. Includes stainless steel hardware. Wt: 10 lbs., 12 lbs. shipping</p>	 <p><b>Deck/Planter Pole</b> SB-DP 23X</p> <p>This powder-coated aluminum Deck/Planter Pole accommodates SunBriteTV's SB-WM23 Articulating Wall Mount. (Requires purchase of Articulating Wall Mount SB-WM32). Dimensions are 2-1/2"W x 2-1/2"D x 62"H, welded mounting flange is 8"W x 8"D. Includes stainless steel hardware. Wt: 9 lbs., 11 lbs. shipping</p>
 <p><b>Tabletop Stand</b> SB-TS46</p> <p>Tabletop Stand for 46" series. Wt: 9.5 lbs., 12 lbs. shipping</p>	<p><b>Tabletop Stand</b> Included</p>	<p><b>Tabletop Stand</b> Included</p>
 <p><b>Fitted Outdoor Dust Cover</b> SB-DC461</p> <p>Constructed with weatherproof 4-ply polypropylene UV protection fabric and velcro straps for secure fit. Wt: 1 lb., 1 lb. shipping</p>	 <p><b>Fitted Outdoor Dust Cover</b> SB-DC322</p> <p>Constructed with weatherproof 4-ply polypropylene UV protection fabric and velcro straps for secure fit. Wt: 1 lb., 1 lb. shipping</p>	 <p><b>Fitted Outdoor Dust Cover</b> SB-DC231</p> <p>Constructed with weatherproof 4-ply polypropylene UV protection fabric and velcro straps for secure fit. Wt: 1 lb., 1 lb. shipping</p>
 <p><b>RadioFM</b> SB-FMT-DC</p> <p>RadioFM is a wireless transmitter and converter that sends digital audio out from the SunBriteTV to your FM radio stereo system. RadioFM allows SunBriteTV's audio to be played through your spa's built-in speakers, or to any portable FM radio system. Wt: 2 lb., 2 lb. shipping</p>	 <p><b>RadioFM</b> SB-FMT-DC</p> <p>RadioFM is a wireless transmitter and converter that sends digital audio out from the SunBriteTV to your FM radio stereo system. RadioFM allows SunBriteTV's audio to be played through your spa's built-in speakers, or to any portable FM radio system. Wt: 2 lb., 2 lb. shipping</p>	 <p><b>RadioFM</b> SB-FMT23</p> <p>RadioFM is a wireless transmitter that sends analog audio from the SunBriteTV to your FM radio stereo system. RadioFM allows SunBriteTV's audio to be played through your spa's built-in speakers, or to any portable FM radio system. Wt: 1 lb., 1 lb. shipping</p>

46" Series	32" Series	23" Series
 <p><b>Universal Learning Remote</b>  <b>SB-ULR-WR</b>            Universal Learning Remote Control for all SunBriteTV models is water resistant and run on long-life lithium batteries. Wt: 1 lb., 1 lb. shipping</p>	 <p><b>Universal Learning Remote</b>  <b>SB-ULR-WR</b>            Universal Learning Remote Control for all SunBriteTV models is water resistant and run on long-life lithium batteries. Wt: 1 lb., 1 lb. shipping</p>	 <p><b>Universal Learning Remote</b>  <b>SB-ULR-WR</b>            Universal Learning Remote Control for all SunBriteTV models is water resistant and run on long-life lithium batteries. Wt: 1 lb., 1 lb. shipping</p>
 <p><b>HDMI Cable</b>  <b>SB-HDMI-50 - 50 feet</b> Wt: 3 lbs., 4 lbs. shipping  <b>SB-HDMI-100 - 100 feet</b> Wt: 5 lbs., 6 lbs. shipping  <b>SB-HDMI-150 - 150 feet</b> Wt: 7 lbs., 8 lbs. shipping            HDMI cable male to male, gold plate with built-in equalizer.</p>	 <p><b>HDMI Cable</b>  <b>SB-HDMI-50 - 50 feet</b> Wt: 3 lbs., 4 lbs. shipping  <b>SB-HDMI-100 - 100 feet</b> Wt: 5 lbs., 6 lbs. shipping  <b>SB-HDMI-150 - 150 feet</b> Wt: 7 lbs., 8 lbs. shipping            HDMI cable male to male, gold plate with built-in equalizer.</p>	 <p><b>HDMI Cable</b>  <b>SB-HDMI-50 - 50 feet</b> Wt: 3 lbs., 4 lbs. shipping  <b>SB-HDMI-100 - 100 feet</b> Wt: 5 lbs., 6 lbs. shipping  <b>SB-HDMI-150 - 150 feet</b> Wt: 7 lbs., 8 lbs. shipping            HDMI cable male to male, gold plate with built-in equalizer.</p>